



GenStar™ MPPT

DC System Controller

- True Controller Technology Integration
- 99% Peak Efficiency
- Powerful Load Control
- Fanless Design



Advanced features can be built-in and fully integrated with exclusive snap-in ReadyBlocks, instead of wired outside the system as accessories:

- **ReadyBMS**– full communications and control with lithium batteries
- **ReadyRelay**– signaling (dry contact), advanced load control
- **ReadyShunt**– battery metering/monitoring, key metrics including SOC, energy in/out (Amp hours), current measurement for system sources and loads, and more

Since 1993 the name Morningstar has been synonymous with industry-leading charge controllers, used in mission-critical applications around the world. That tradition continues with Morningstar's GenStar MPPT. First in our new Integrated Series and a new flagship for Morningstar, GenStar MPPT combines the muscle of our iconic TriStar MPPT controller line with our most forward-thinking research and development yet in intelligent power conversion and control.

The revolutionary GenStar represents Morningstar's best engineering efforts brought together in a single design, with full, advanced communications and control features built-in— plus the ability to add more technology to any system through our innovative ReadyRail expansion technology. ReadyBlock™ snap-in modules make it easy to add key features when needed—such as BMS, Shunt and Relay capabilities-- ensuring a future-proofed system which can always be upgraded and is never obsolete. Equally important, GenStar MPPT is not just "compatible" with advanced battery chemistries such as lithium-- GenStar was engineered with lithium in its DNA.


In short, we designed GenStar MPPT to be the industry's first truly "future-proofed" charging system, one that can grow with a solar powering system as needs change. The new GenStars feature best-in-class efficiency and extremely low self-consumption, thanks to fanless design along with our acclaimed TrakStar™ MPPT technology. Full communications capability as a standard feature and international certifications for global use complete Morningstar's next generation of charge controllers—and set a new bar for the rest of the industry.

KEY FEATURES AND BENEFITS

- ReadyBlock expansion system through exclusive ReadyRail design achieves true controller technology integration. All information is instantly available since it's actually part of the hardware and software of the charge controller itself, instead of outside the system as with a typical stand-alone accessory device. Available ReadyBlock modules include:
 - » **ReadyShunt** – Battery meter & DC Current Sensor for monitoring SOC, energy in/out (Amp hours), current measurement for system sources and loads, and more
 - » **ReadyBMS** – BMS Interface for full communications and control with lithium batteries
 - » **ReadyRelay** – Relay Controller for signaling (dry contact) & advanced load control
- Full network integration without requiring adapters – Modbus™ via RS-232, USB and EIA485; ModbusIP™, SNMP and HTML (LiveView 2.0) via Ethernet, MS-CAN connects MS Devices (proprietary), EIA-485 serial to Ethernet bridging
- LiveView 2.0 Web App and Morningstar Mobile App provide live dashboard views, system control and firmware updates.

LiveView 2.0 also includes settings adjustments and historic data

- Powerful Load Control – built-in 30A load capability, unique for controllers in this power class
- Oversized PV Array Input capability – array input power rating @ 150% meets today's system design needs for PV oversizing
- Extensive electronic protections include cold-weather lithium "fold back" circuitry to guard against cold-weather charging damage. Also, short-circuit, over-current and reverse polarity to ensure the controller will not be damaged by wiring mistakes or overloads
- Fanless design for improved efficiency and exceptional long-term reliability



READY|BLOCK

ReadyRelay block, part of the ReadyRail expansion system

Technical Specifications

| MODELS | GS-MPPT-60M-200V | GS-MPPT-80M-200V | GS-MPPT-100M-200V | | | | |
|--|---|------------------|-------------------|---------------|------------|---------------|-------|
| ELECTRICAL | | | | | | | |
| Maximum Battery Current | 60A | 80A | 100A | | | | |
| Max. Input Voltage | 200V | | | | | | |
| Max. Input Current | 60A | 80A | 100A | | | | |
| Nominal Operating Voltage | 12-24-48Vdc | | | | | | |
| Battery Voltage Range | 9V - 72V | | | | | | |
| Battery Voltage Accuracy | ≤ 0.1% ± 100 mV | | | | | | |
| Load Current | 30A | 30A | 30A | | | | |
| Max. Self-Consumption | < 2.4 Watts (12/24V); < 3.2 Watts (48V) | | | | | | |
| Grounding Leg | Negative (Positive Ground compatible with singular ground point) | | | | | | |
| Real-Time Clock (RTC) | Yes, w/ coin cell backup | | | | | | |
| Peak Efficiency | 99% | | | | | | |
| Transient Surge Protection | 4500 W/port (battery solar and load terminals) | | | | | | |
| Nominal Maximum Output Power | Max Output | Max PV Input* | Max Output | Max PV Input* | Max Output | Max PV Input* | |
| | 12 Volt | 800W | 1200W | 1075W | 1600W | 1350W | 2000W |
| | 24 Volt | 1600W | 2400W | 2150W | 3200W | 2700W | 4000W |
| | 48 Volt | 3200W | 4800W | 4300W | 6400W | 5400W | 8000W |
| Max. Recommended Solar PV Input* | ~150% of Nominal Max Output Power ("Max PV Input" Column Above) | | | | | | |
| I/O, COMMUNICATION, INTERFACES | SD Card (8 GB included) for logging, firmware updates, setpoints (unique with all 3 functions) USB-C for data, RS232/EIA-485 ports. Ethernet, Bluetooth® Low Power, MS-CAN | | | | | | |
| ReadyRail ReadyBlock Support | 3 ReadyBlock slots for expandability (BMS, Shunt, Relay) | | | | | | |
| Standard Graphical Meter | • | | | | | | |
| Remote Temperature Sensor, Battery Sense | • | | | | | | |
| BATTERY CHEMISTRIES SUPPORTED | Lithium (multiple types), Lead-Acid (all types), NiCad, Flow | | | | | | |
| PROTECTIONS | Reverse night current, Solar short circuit, PV reverse polarity, Solar overload (current limit), Load short circuit & overload, Battery removal protection, Low & high-temp foldback, High voltage foldback | | | | | | |
| SOFTWARE | | | | | | | |
| LiveView 2.0 Web App | Dashboard, Settings Adjustment, Schedules, Actions, Firmware Update, Logged Data View | | | | | | |
| Supported Protocols | Modbus™, ModbusIP™, HTTP, SNMP v2C, Bluetooth® LE | | | | | | |
| Morningstar Mobile App | Dashboard, Actions and Firmware Update | | | | | | |
| Datalogging Capacity & Capability | Internal (LiveView): 3 to 4 years daily records; 35,000 to 140,000 events (event frequency can vary greatly) Nearly infinite with 8 GB SD card (datafiles only) | | | | | | |

*The PV array power rating may exceed the controller's Max Nominal Output Power specification. The controller will limit battery current and prevent damage. Array oversizing should be considered on a case by case basis. See our array string sizer tool and related tech documentation. <https://www.morningstarcorp.com/arrayoversizing>

Technical Specifications (continued)

| MODELS | GS-MPPT-60M-200V | GS-MPPT-80M-200V | GS-MPPT-100M-200V |
|--------------------------------------|---|---|---|
| MECHANICAL | | | |
| Enclosure Rating | IP20 | | |
| PV Input and Battery Wire Size Range | 10 - 53.5 mm ² / # 8 - 1/0 AWG | | |
| Load Wire Size Range | 2.5 - 13.3 mm ² / # 14 - 6 AWG | | |
| Equipment Ground Wire Size Range | 2.5 - 33.6 mm ² / # 14 - 2 AWG | | |
| Battery Sense Wire Size Range | 0.25 - 1.0 mm ² / # 24 - 16 AWG | | |
| Product Weight | 14lb 10oz / 6.63 kg | 15lb 10oz / 7.09 kg | 16lb 7oz / 7.46 kg |
| Product Dimensions (H x W x D) | 14.2 x 8.75 x 6.70 in / 360.4 x 222 x 170.2 mm | | |
| Shipping Dimensions L x W x H | 18.5 x 12.5 x 10.5 in 469.9 x 317.5 x 266.7 mm | 18.5 x 12.5 x 10.5 in 469.9 x 317.5 x 266.7 mm | 18.5 x 12.5 x 10.5 in 469.9 x 317.5 x 266.7 mm |
| Shipping Weight | 18.5 lbs / 8.39 kg | 20.0 lbs / 9.07 kg | 21.0 lbs / 9.52 kg |
| ENVIRONMENTAL | | | |
| Ambient Operating Temperature Range | -30°C to +60°C (current may de-rate above 45°C)* | | |
| Storage Temperature Range | -50°C to +80°C | | |
| Max. Operating Altitude | 3000 meters | | |
| Humidity | 100% non-condensing | | |
| CERTIFICATIONS | | | |
| UL 1741 / CSA 22.2 107-1 | • | | |
| IEC 62109-1 | • | | |
| EMC Directive 2014/30/EU | • | | |
| ICES-003 (latest std, class B) | • | | |
| FCC Class B Compliant | • | | |
| CEC Australia Listing | • | | |
| IEC 60950 | • | | |

*Thermal performance depends on the model and system parameters. See operating manual and [Heat Dissipation of GenStar MPPT Controllers Inside Enclosures white paper](#) for further performance characteristic data and information.



Morningstar Mobile App
Android

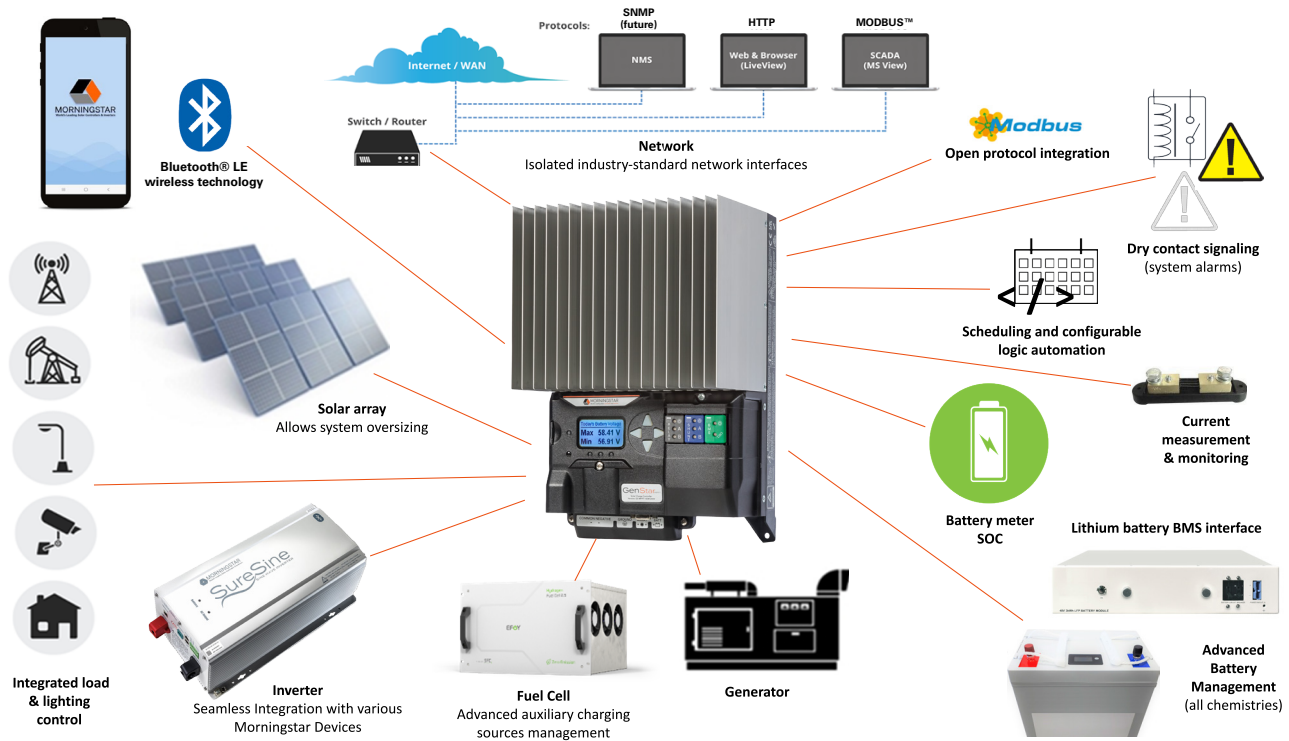
[Google Play Store](#)



Morningstar Mobile App
iOS

[Apple Store](#)

GenStar MPPT DC System Controller Capabilities



DirectFET™ MOSFET premium power devices for superior internal heat transfer and array isolation

Highly-conductive, precision extruded aluminum heat sink with tapered fins (made with new manufacturing technology) eliminates the need for cooling fans, improves efficiency, increases reliability

Four-phase energy conversion circuitry helps achieve industry-leading efficiency

Over-spec components withstand temperatures higher than boiling water

Tough Lexan polycarbonate UL-listed lower cover

Backlit LCD display for easier monitoring

SD card slot enables data-logging, updating, and settings configuration

Multi-layer electronic protection circuitry

Battery temperature sense and voltage sense


Real-time clock with back-up memory

Built-in load control— unique in this controller class

Morningstar's acclaimed TrakStar technology ensures the highest solar array yield possible

TRAKSTAR™
MAXIMUM POWER POINT TRACKING

5-year warranty (2 1/2 times longer than many competitors)



Rigid, cast aluminum chassis with built-in inductor housings for superb mechanical integrity

Four-phase energy storage section with sealed, precision-wound, heavy duty copper coils

Higher grade copper "pour" resists excessive heat on circuit boards

Unique, patented FET spring ensures even, positive contact between heat-producing components and heatsink, improving thermal handling

State-of-the-art software control improves response

Unique, programmable "soft key" provides a "favorite" customized push-button command based on any action in the user interface

READYRAIL

Unique ReadyRail/ReadyBlock architecture: enables easy integration of key features into the GenStar architecture with modular, snap-in blocks including the ReadyRelay (shown, for signaling and load control), ReadyBMS (for lithium battery communications), ReadyShunt (for advanced battery monitoring), and more

Communications data port: speaks Modbus™

Bluetooth® LE wireless technology

Modbus